

## EXV-SF Technical Data High Lift Pallet Truck with Stand-on Platform

---

EXV-SF 14

EXV-SF 16

EXV-SF 20

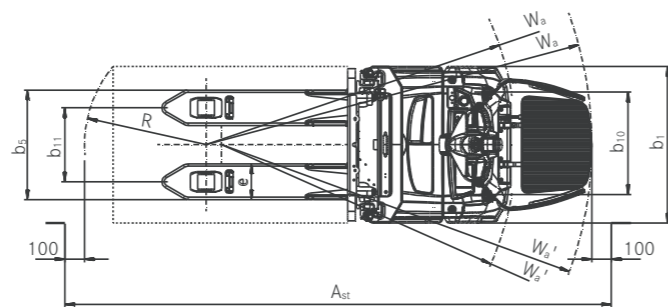


first in intralogistics

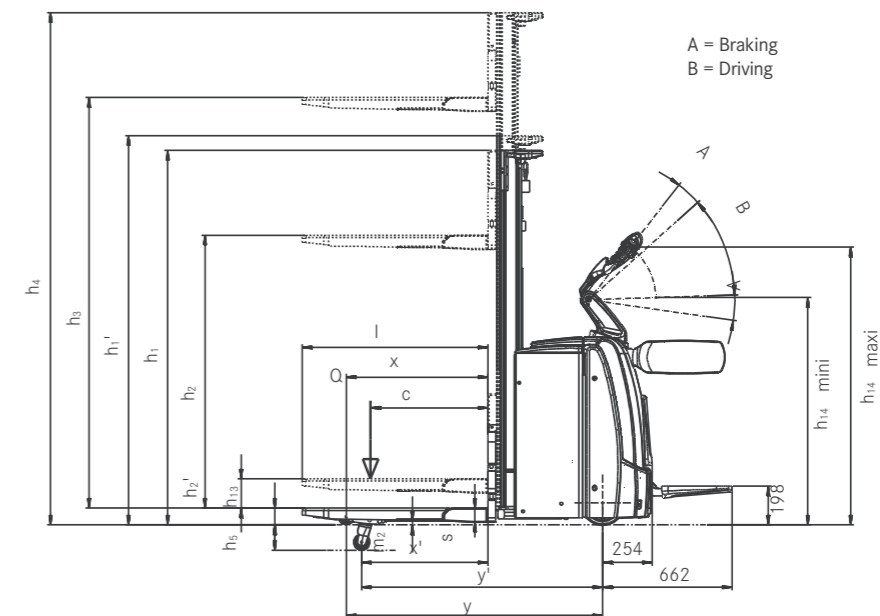


Distinguishing marks	1.1		Manufacturer	STILL	STILL	STILL	STILL	STILL	STILL			
	1.2		Manufacturer's type designation	EXV-SF 14	EXV-SF 14i	EXV-SF 16	EXV-SF 16i	EXV-SF 20	EXV-SF 20i			
Weights	1.3		Drive	Electric	Electric	Electric	Electric	Electric	Electric			
	1.4		Operator type	Pedestrian/standing	Pedestrian/standing	Pedestrian/standing	Pedestrian/standing	Pedestrian/standing	Pedestrian/standing			
	1.5		Rated capacity/rated load	Q	kg	1400	1400 (2000) <sup>1</sup>	1600	1600 (2000) <sup>1</sup>	2000	2000 (2000) <sup>1</sup>	
	1.6		Load centre distance	c	mm	600	600	600	600	600	600	
	1.8		Load distance, centre of drive axle to fork	x	mm	724 <sup>2</sup>	724 <sup>2</sup> /646 <sup>2,3</sup>	724 <sup>2</sup>	724 <sup>2</sup> /646 <sup>2,3</sup>	724 <sup>2</sup>	724 <sup>2</sup> /646 <sup>2,3</sup>	
	1.9		Wheel base	y	mm	1311 <sup>4</sup>	1311 <sup>4</sup> /1233 <sup>3,4</sup>	1311 <sup>4</sup>	1311 <sup>4</sup> /1233 <sup>3,4</sup>	1425	1425/1347 <sup>3</sup>	
	2.1		Service weight (incl. battery)		kg	1150	1140	1150	1140	1730	1670 <sup>5</sup>	
	2.2		Axle loading, laden	drive end/load end	kg	996/1554	1003/1537	1015/1735	1010/1730	1336/2394	1249/2421 <sup>5</sup>	
	2.3		Axle loading, unladen	drive end/load end	kg	785/365	780/360	785/365	780/360	1162/568	1152/518 <sup>5</sup>	
Tyres/chassis	3.1		Tyres		Polyurethane	Polyurethane	Polyurethane	Polyurethane	Polyurethane	Polyurethane		
	3.2		Tyre size	drive end	mm	Ø 230 x 90	Ø 230 x 90	Ø 230 x 90	Ø 230 x 90	Ø 230 x 90	Ø 230 x 90	
	3.3		Tyre size	load end	mm	Ø 85 x 85 (Ø 85 x 60) <sup>6</sup>	Ø 85 x 85 (Ø 85 x 60) <sup>6</sup>	Ø 85 x 85 (Ø 85 x 60) <sup>6</sup>	Ø 85 x 85 (Ø 85 x 60) <sup>6</sup>	Ø 85 x 85 (Ø 85 x 60) <sup>6</sup>	Ø 85 x 105 (Ø 85 x 80) <sup>6</sup>	
	3.4		Support castor size		mm	2x Ø 150 x 50	2x Ø 150 x 50	2x Ø 150 x 50	2x Ø 150 x 50	2x Ø 140 x 50	2x Ø 140 x 50	
	3.5		Number of wheels (x = driven)	drive end/load end		1x + 2/2 (1x + 1/4) <sup>6</sup>	1x + 2/2 (1x + 1/4) <sup>6</sup>	1x + 2/2 (1x + 1/4) <sup>6</sup>	1x + 2/2 (1x + 1/4) <sup>6</sup>	1x + 2/2 (1x + 1/4) <sup>6</sup>	1x + 2/2 (1x + 1/4) <sup>6</sup>	
	3.6		Tread	drive end	b <sub>10</sub>	mm	534	534	534	534	534	
	3.7		Tread	load end	b <sub>11</sub>	mm	380	380	380	380	370	
Dimensions	4.2		Height	mast lowered	h <sub>1</sub>	mm		See mast table		See mast table		See mast table
	4.3		Free lift		h <sub>2</sub>	mm		See mast table		See mast table		See mast table
	4.4		Lift		h <sub>3</sub>	mm		See mast table		See mast table		See mast table
	4.5		Height	mast extended	h <sub>4</sub>	mm		See mast table		See mast table		See mast table
	4.6		Initial lift		h <sub>5</sub>	mm		130		130		130
	4.9		Height drawbar in driving position	min./max.	h <sub>14</sub>	mm	1175/1380	1175/1380	1175/1380	1175/1380	1175/1380	1175/1380
	4.15		Fork height, lowered		h <sub>13</sub>	mm	86	86	86	86	86	86
	4.19		Overall length		l <sub>1</sub>	mm	1993 <sup>2,4</sup> /2401 <sup>2,4,7</sup>	1993 <sup>2,4</sup> /2401 <sup>2,4,7</sup>	1993 <sup>2,4</sup> /2401 <sup>2,4,7</sup>	1993 <sup>2,4</sup> /2401 <sup>2,4,7</sup>	2108 <sup>2</sup> /2516 <sup>2,7</sup>	2108 <sup>2</sup> /2516 <sup>2,7</sup>
	4.20		Length to face of forks		l <sub>2</sub>	mm	843 <sup>2,4</sup> /1251 <sup>2,4,7</sup>	843 <sup>2,4</sup> /1251 <sup>2,4,7</sup>	843 <sup>2,4</sup> /1251 <sup>2,4,7</sup>	843 <sup>2,4</sup> /1251 <sup>2,4,7</sup>	958 <sup>2</sup> /1366 <sup>2,7</sup>	958 <sup>2</sup> /1366 <sup>2,7</sup>
	4.21		Overall width		b <sub>1</sub>	mm	800	800	800	800	810	810
	4.22		Fork dimensions		s/e/l	mm	55 <sup>8</sup> /182/1150	55 <sup>8</sup> /182/1150	55 <sup>8</sup> /182/1150	55 <sup>8</sup> /182/1150	73/210/1150	73/210/1150
	4.24		Fork carriage width		b <sub>3</sub>	mm	780	780	780	780	780	780
	4.25		Distance between fork arms		b <sub>5</sub>	mm	560/680	560/680	560/680	560/680	580/680	580/680
	4.26		Width between wheel arms		b <sub>4</sub>	mm	255/375	255/375	255/375	255/375	230/330	230/330
	4.32		Ground clearance, centre of wheel base		m <sub>2</sub>	mm	30	20/150 <sup>3</sup>	30	20/150 <sup>3</sup>	20	20/150 <sup>3</sup>
4.34		Working aisle width for pallet 800 x 1200 lengthways		A <sub>st</sub>	mm	2406 <sup>4</sup> /2795 <sup>4,7</sup>	2390 <sup>3,4</sup> /2777 <sup>3,4,7</sup>	2406 <sup>4</sup> /2795 <sup>4,7</sup>	2390 <sup>3,4</sup> /2777 <sup>3,4,7</sup>	2519 <sup>5</sup> /2909 <sup>5,7</sup>	2503 <sup>3,5</sup> /2892 <sup>5,7</sup>	
4.35		Turning radius		W <sub>a</sub>	mm	1584 <sup>4</sup> /1973 <sup>4,7</sup>	1507 <sup>3,4</sup> /1894 <sup>3,4,7</sup>	1584 <sup>4</sup> /1973 <sup>4,7</sup>	1507 <sup>3,4</sup> /1894 <sup>3,4,7</sup>	1697 <sup>5</sup> /2087 <sup>5,7</sup>	1620 <sup>3</sup> /2009 <sup>3,5,7</sup>	
Performance	5.1		Travel speed	laden/unladen	km/h	4.0/4.0 6.0/6.0 8.0/10.0 <sup>7</sup>	4.0/4.0 6.0/6.0 8.0/10.0 <sup>7</sup>	4.0/4.0 6.0/6.0 8.0/10.0 <sup>7</sup>	4.0/4.0 6.0/6.0 8.0/10.0 <sup>7</sup>	4.0/4.0 6.0/6.0 8.0/10.0 <sup>7</sup>	4.0/4.0 6.0/6.0 8.0/10.0 <sup>7</sup>	
	5.2		Lift speed	laden/unladen	m/s	0.16/0.30	0.16/0.30	0.16/0.30	0.16/0.30	0.15/0.30	0.15/0.30	
	5.3		Lowering speed	laden/unladen	m/s	0.38/0.35	0.38/0.35	0.38/0.35	0.38/0.35	0.31/0.31	0.31/0.31	
	5.8		Max. gradeability kB 5	laden/unladen	%	9.2 <sup>9</sup> /9.2 <sup>9</sup>	10.0/22.0	9.2 <sup>9</sup> /9.2 <sup>9</sup>	10.0/22.0	5.6 <sup>9</sup> /5.6 <sup>9</sup>	8.0/23.0	
	5.10		Service brake			Electromagnetic	Electromagnetic	Electromagnetic	Electromagnetic	Electromagnetic	Electromagnetic	
Electric engine	6.1		Drive motor, rating S2 = 60 min		kW	2.3	2.3	2.3	2.3	2.3		
	6.2		Lift motor, rating at S3 = 15%		kW	3.2	3.2	3.2	3.2	3.2		
	6.3		Battery according to DIN 43531/35/36 A, B, C, no			2 PzS	2 PzS	2 PzS	2 PzS	3 PzS	3 PzS	
	6.4		Battery voltage/rated capacity K <sub>s</sub>		V/Ah	24/230	24/230	24/230	24/230	24/345	24/345	
	6.5		Battery weight ±5% (depends on make)		kg	212	212	212	212	288	288	
	6.6		Energy consumption according to VDI cycle		kWh/h	1.18	1.27	1.19	1.29	1.48	1.62	
Other	8.1		Drive control			AC control	AC control	AC control	AC control	AC control		
	8.4		Sound level at driver's ear		dB (A)	≤ 66	≤ 66	≤ 66	≤ 66	≤ 66	≤ 66	

- <sup>1</sup> Load capacity on initial lift
- <sup>2</sup> With Tele or NiHo mast (x -26 mm; l<sub>1</sub> and l<sub>2</sub> +26 mm with Triplex mast)
- <sup>3</sup> Wheel arms raised
- <sup>4</sup> +75 mm with 3 PzS and +150 mm with 4 PzS
- <sup>5</sup> With Triplex mast 4,476 mm and battery weight 302 kg
- <sup>6</sup> With tandem rollers
- <sup>7</sup> Platform lowered
- <sup>8</sup> Preferred while using a pallet cage; a carriage with forks thickness s = 71 mm is also available
- <sup>9</sup> With sharp-edged ramp break-over angle



Top view



Side view

# EXV-SF High Lift Pallet Truck with Stand-on Platform Mast Tables



		Tele								
		EXV-SF 14 - EXV-SF 14i - EXV-SF 16 - EXV-SF 16i								
EXV-SF 14 - EXV-SF 14i - EXV-SF 16 - EXV-SF 16i	Height	h <sub>1</sub>	mm	1415 <sup>2</sup>	1665 <sup>2</sup>	1915	2115	2365	2565	2815
	Mast height with used initial lift	h <sub>1</sub> <sup>1</sup>	mm	1490	1740	1990	2190	2440	2640	2890
	Free lift	h <sub>2</sub>	mm	-	-	-	-	-	-	-
	Free lift <sup>1</sup>	h <sub>2</sub>	mm	150	150	150	150	150	150	150
	Lift	h <sub>3</sub>	mm	1844	2344	2844	3244	3744	4144	4644
	Height, mast extended	h <sub>4</sub>	mm	2930	3430	3930	4330	4830	5230	5730

		NiHo								Triplex				
		EXV-SF 14 - EXV-SF 14i - EXV-SF 16 - EXV-SF 16i												
EXV-SF 14 - EXV-SF 14i - EXV-SF 16 - EXV-SF 16i	Height	h <sub>1</sub>	mm	1415 <sup>2</sup>	1665 <sup>2</sup>	1915	2115	2365	2565	1665 <sup>2</sup>	1915	2065	2265	2315
	Mast height with used initial lift	h <sub>1</sub> <sup>1</sup>	mm	-	-	-	-	-	-	-	-	-	-	-
	Free lift	h <sub>2</sub>	mm	895	1145	1395	1595	1845	2045	1145	1395	1545	1745	1795
	Free lift <sup>1</sup>	h <sub>2</sub>	mm	-	-	-	-	-	-	-	-	-	-	5466
	Lift	h <sub>3</sub>	mm	1844	2344	2844	3244	3744	4144	3516	4266	4716	5316	5466
	Height, mast extended	h <sub>4</sub>	mm	2930	3430	3930	4330	4830	5230	4602	5352	5802	6402	6552

<sup>1</sup> With increased mast height h<sub>1</sub><sup>1</sup>

<sup>2</sup> Mast not available with battery tray 2 PzS SV and 3 PzS SV (replacement using crane)

		Tele					NiHo			Triplex		
		EXV-SF 20 - EXV-SF 20i										
EXV-SF 20 - EXV-SF 20i	Height	h <sub>1</sub>	mm	1915	2115	2365	1915	2115	2365	1665	1915	2065
	Mast height with used initial lift	h <sub>1</sub> <sup>1</sup>	mm	1990	2190	2440	-	-	-	-	-	-
	Free lift	h <sub>2</sub>	mm	-	-	-	1315	1515	1765	1065	1315	1465
	Free lift <sup>1</sup>	h <sub>2</sub>	mm	150	150	150	-	-	-	-	-	-
	Lift	h <sub>3</sub>	mm	2684	3084	3584	2684	3084	3584	3276	4026	4476
	Height, mast extended	h <sub>4</sub>	mm	3770	4170	4670	3770	4170	4670	4362	5112	5562

<sup>1</sup> With increased mast height h<sub>1</sub><sup>1</sup>




EXV-SF High Lift Pallet Truck with Stand-on Platform  
Detailed Photos



Everything in view, all the time: colour display with a range of language-independent symbols shows you all of the important functions at a glance



Safe even when cornering: automatic speed reduction around corners



Reduces back strain: air suspended stand-on platform adjustable to the individual weight of the driver



Safe standing at all times: laterally adjustable protective arms ensure that driving is constantly safe



Ready at all times: high availability thanks to optional lateral battery change



Fast and safe: innovative battery plug lock enables fast battery replacement, without the risk of jamming



Maximum power: if the mast is not required, up to 2.0 t can be carried on the initial lift



Maximum turnover performance: 10 km/h top driving speed

## EXV-SF High Lift Pallet Truck with Stand-on Platform

### Power meets innovation

---


Optimal utilisation of storage area: high storage compaction due to very high residual load capacity

Protects the back: air-cushioned stand-on platform which can be adjusted to individual driver's weight

Everything in view, all the time: colour display with a range of language-independent symbols shows you all of the important functions at a glance

High handling rate due to high driving speeds of up to 10 km/h

The EXV-SF high lift pallet truck is unbelievably fast, extremely strong and highly intelligent. With an extended stand-on platform and lateral protective arms, it accelerates to a top speed of 10 km/h, and moves up to 2,000 kg of pallets in record time. Thanks to its huge residual load capacity, it can also store a great deal at a great height – depending on the mast, storage heights of well over five metres are not a problem. This smart warehouse organiser is also the only high lift pallet truck to date with an informative colour display. As well as displaying basic information, such as the battery's state of charge, numerous language-independent symbols facilitate the optimal operation of this strong high lift pallet truck. Together with its powerful



and low-maintenance motor and its precise control elements suitable for either left- or right-handed operators, it can achieve unprecedented reloading of pallets. Optional load capacity display, speed reduction around corners as standard, and optional combi-tiller provide optimum driver safety and enable the EXV-SF to turn and move easily – even in the most confined spaces. The EXV-SF high lift pallet truck, which is as strong as it is smart, means that you can always keep your flow of goods safely under control; from transporting loads within the pre-storage area to operating the shelving system – and you will be thankful for the stand-on platform over longer distances.

## Extensive Equipment

---

### Power

---

- Optimal utilisation of storage space: high storage compaction due to very high residual load capacity
- Strong and fast: up to 2,000 kg lifting capacity and maximum speed of 10 km/h
- High handling rate: powerful, reliable and low-maintenance electrical drive and steering motor
- The right driving programme for all situations: ECO, BOOST or Blue-Q – from maximum handling rate to highest efficiency

### Precision

---

- Fatigue-free operation: precise and intuitive electrical steering unit
- Precise operation even in the most confined spaces: sensitive proportional valve control
- Best view for precise operation: free view mast and centrally mounted tiller ensure clear view of the tips of the forks
- Reliable, even in narrow spaces: compact dimensions, high manoeuvrability and folding stand-on platform

### Ergonomics

---

- Protects the back: can be adjusted to individual driver's weight, air-cushioned stand-on platform
- Ergonomic and intuitive operation: driving, lifting and steering processes can be controlled simultaneously by left- or right-handed operators using just one hand
- Battery changing made easy: optional lateral battery change for even greater availability

### Compactness

---

- High pallet reloading rate: compact size allows for quick and safe operation
- Optimal use of space: copes with very narrow aisles thanks to its compact size and high manoeuvrability

### Safety

---

- All-round safety: height-adjustable side guards keep the driver safe and stable, and provide optimal protection in all driving situations
- Safety in mind: optional load capacity display shows the operator the current mast height and associated residual load capacity at all times
- Safe around corners: Curve Speed Control automatically adapts the speed when cornering to the steering angle
- Maximum safety distance: Optional combi-tiller adjusts the distance between truck and operator to increase driving speed in pedestrian mode to 6 km/h

### Environmental Responsibility

---

- Blue-Q efficiency mode allows energy savings of up to 7 per cent at the press of a button, with no loss of performance
- Very few noise emissions due to extremely quiet drive and lifting motor
- Over 95 per cent of all installed materials are recyclable

# EXV-SF High Lift Pallet Truck with Stand-on Platform Equipment Variants



		EXV-SF 14	EXV-SF 14i	EXV-SF 16	EXV-SF 16i	EXV-SF 20	EXV-SF 20i
General	Display and operating unit with colour display for selection of driving programme	●	●	●	●	●	●
	Pneumatically cushioned folding stand-on platform	●	●	●	●	●	●
	Integrated storage facilities	●	●	●	●	●	●
	2-tonne load capacity with initial lift when mast is not used	—	●	—	●	—	●
	Easy-grip tiller for left and right-handed operators	●	●	●	●	●	●
	Two-stage setting option for high-precision lifting and lowering	●	●	●	●	●	●
	New Blue-Q energy-saving system	●	●	●	●	●	●
	Various non-deflecting fork lengths	○	○	○	○	●	●
	Various fork lengths for pallet cage	●	●	●	●	—	—
	Accessory bar	○	○	○	○	○	○
	Electric preparation for data terminal	○	○	○	○	○	○
	Cold storage version	○	○	○	○	○	○
	High-performance rotary driving motor has very low maintenance costs	●	●	●	●	●	●
	Electrical steering unit: AC steering motor for exceptionally fatigue-free operation	●	●	●	●	●	●
	Proportional valve technology for high-precision movements	●	●	●	●	●	●
Mast	Duplex mast	○	○	○	○	○	○
	NiHo mast	○	○	○	○	○	○
	Triplex mast	○	○	○	○	○	○
	Mast protective grille	●	●	●	●	●	●
	Protective mast screen made from polycarbonate	○	○	○	○	○	○
	Load capacity display	○	○	○	○	○	○
	Initial lift	—	●	—	●	—	●
	Automatic lowering of initial lift at 1,500 mm mast height	—	○	—	○	—	○
Wheels	Drive wheel tyres, polyurethane	●	●	●	●	●	●
	Drive wheel tyres, polyurethane, profiled	○	○	○	○	○	○
	Drive wheel tyres, solid rubber	○	○	○	○	○	○
	Drive wheel tyres, solid rubber, profiled	○	○	○	○	○	○
	Drive wheel tyres, polyurethane (75 Shore) for better traction	○	○	○	○	○	○
	Drive wheel tyres, solid rubber, natural-coloured	○	○	○	○	○	○
	Load roller tyres, polyurethane, single	○	○	○	○	○	○
	Load roller tyres, polyurethane, tandem	●	●	●	●	●	●
	Fully enclosed components which are impervious to dirt and dust	●	●	●	●	●	●
	Stabilising wheel, single	●	●	●	●	—	—
Stabilising wheel, double	○	○	○	○	●	●	
Safety	FleetManager: Access authorisation	○	○	○	○	○	○
	FleetManager: Shock detection	○	○	○	○	○	○
	FleetManager: Reports	○	○	○	○	○	○
	OPTISPEED speed reduction when driving around corners	●	●	●	●	●	●
	Combi tiller: Adjustable tiller length for sufficient space between truck and operator	○	○	○	○	○	○
	Access authorisation with STILL key	●	●	●	●	●	●
	PIN code access	○	○	○	○	○	○
Battery	Load backrest	●	●	●	●	●	●
	Battery compartment for battery up to 250 Ah for battery replacement using crane	●	●	●	●	●	●
	Battery compartment for battery up to 375 Ah for battery replacement using crane	○	○	○	○	○	○
	Battery compartment for battery up to 375 Ah for battery replacement using roller track and changing frame	○	○	○	○	—	—
	Battery compartment for battery up to 500 Ah for battery replacement using roller track and changing frame	○	○	○	○	—	—
Built-in charger for battery replacement using crane	○	○	○	○	○	○	

● Standard ○ Option — Not available

# STILL



STILL Materials Handling Ltd  
Aston Way  
Leyland Preston  
PR26 7UX  
Tel.: +44 (0)845 603 6827  
Fax: +44 (0)1772 454668

STILL Materials Handling Ltd  
19 Hennock Road  
Marsh Barton Trading Estate  
Exeter  
EX2 8RU  
Tel.: +44 (0)1392 435151  
Fax: +44 (0)1392 824328  
info@still.co.uk  
For further information please visit:  
[www.still.co.uk](http://www.still.co.uk)



STILL is certified in the following areas: Quality management, occupational safety, environmental protection and energy management.



first in intralogistics