

EXV Technical Data High Lift Pallet Truck

EXV 10

EXV 12

EXV 14

EXV 16

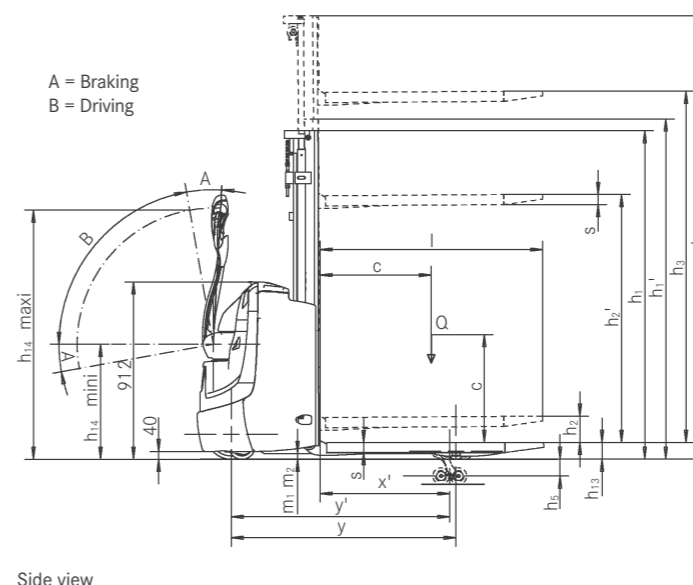
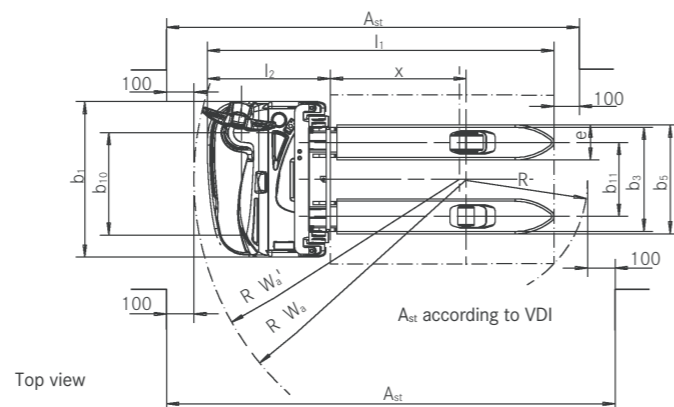
EXV 20





Distinguishing marks	1.1		Manufacturer	STILL	STILL	STILL	STILL	STILL	STILL	STILL	STILL	STILL	STILL	STILL							
	1.2		Manufacturer's type designation	EXV 10 Basic	EXV 10	EXV 12	EXV 12i	EXV 14 C	EXV 14i C												
	1.3		Mast	Single	Tele	NiHo	Tele	NiHo	Triplex	Tele	NiHo	Triplex	Tele	NiHo	Triplex						
	1.4		Drive	Electric	Electric	Electric	Electric	Electric	Electric	Electric	Electric	Electric	Electric	Electric	Electric						
	1.5		Operator type	Pedestrian	Pedestrian	Pedestrian	Pedestrian	Pedestrian	Pedestrian	Pedestrian	Pedestrian	Pedestrian	Pedestrian	Pedestrian	Pedestrian						
	1.6		Rated capacity/rated load	Q	kg	1000	1000	1200	1200	1200	1200	1200	1200	1200	1200						
	1.7		Load centre distance	c	mm	600	600	600	600	600	600	600	600	600							
	1.8		Load distance, centre of drive axle to work	x	mm	715 ¹	695 ¹	695 ¹	695 ¹	638	709 ³	709 ³	652 ³	721	721	697	641 ³	641 ³	617 ³		
	1.9		Wheel base	y	mm	1157	1157	1157	1291	1291	1291	1322	1322	1322	1322	1322	1322	1322			
	2.1		Service weight incl. battery			kg	708	788	788	935	909	909	1056	1042	1042	1174	1048	1048	1180		
Weights	2.2		Axle loading laden	drive end/load end		kg	670/1038	695/1093	720/1268	720/1268	770/1365	759/1350	759/1350	814/1442	813/1629	813/1629	868/1707	872/1576	872/1576	925/1655	
	2.3		Axle loading unladen	drive end/load end		kg	518/190	572/216	572/216	651/284	643/266	643/266	710/346	736/307	736/307	816/359	742/307	742/307	820/360		
Tyres/chassis	3.1		Tyres			Solid rubber		Polyurethane		Polyurethane		Polyurethane		Polyurethane		Polyurethane					
	3.2		Tyre size	drive end		mm	ø 230 x 75	ø 230 x 75	ø 230 x 75	ø 230 x 75	ø 230 x 75	ø 230 x 75	ø 230 x 75	ø 230 x 75	ø 230 x 75	ø 230 x 75	ø 230 x 75	ø 230 x 75			
	3.3		Tyre size	load end		mm	1x ø 85 x 100	1x ø 85 x 100	1x ø 85 x 100	1x ø 85 x 100	1x ø 85 x 85	1x ø 85 x 85	1x ø 85 x 100	1x ø 85 x 100	1x ø 85 x 85	1x ø 85 x 85	1x ø 85 x 85				
	3.4		Support castor size			mm	ø 140 x 54	ø 140 x 54	ø 140 x 54	ø 140 x 54	ø 140 x 54	ø 140 x 54	ø 140 x 54	ø 140 x 54	ø 140 x 54	ø 140 x 54					
	3.5		Number of wheels (x = driven)	drive end/load end		1 x -1/2		1 x -1/2		1 x -1/2		1 x -1/2		1 x -1/2		1 x -1/2					
	3.6		Tread	drive end		b ₁₀	mm	518	518	518	518	518	518	518	518	518	518				
	3.7		Tread	load end		b ₁₁	mm	380	380	380	380	380	380	380	380	380					
	4.2		Height	mast lowered		h ₁	mm	See mast table		See mast table		See mast table		See mast table							
Dimensions	4.3		Free lift			h ₂	mm	See mast table		See mast table		See mast table									
	4.4		Lift			h ₃	mm	See mast table		See mast table		See mast table									
	4.5		Height	mast extended		h ₄	mm	See mast table		See mast table		See mast table									
	4.6		Initial lift			h ₅	mm	-	-	-	130	-	-	-	130						
	4.9		Height drawbar in driving position	min./max.		h ₁₄	mm	740/1230	740/1230	740/1230	740/1230	740/1230	740/1230	740/1230							
	4.15		Fork height, lowered			h ₁₃	mm	86	86	86	86	86	86	86							
	4.19		Overall length			l ₁	mm	1768	1788	1788	1788	1845	1907	1907	1964	1927 ⁶	1927 ⁶	1951 ⁶	1940 ^{5,6}	1940 ^{5,6}	1964 ^{5,6}
	4.20		Length to face of forks			l ₂	mm	618 ¹	638 ¹	638 ¹	638 ¹	638 ¹	695	757	757	814	777	777	801	790 ⁵	790 ⁵
	4.21		Overall width			b ₁	mm	800	800	800	800	800	800	800	800	800					
	4.22		Fork dimensions	ISO 2331		s/e/l	mm	65/180/1150	65/180/1150	65/180/1150	60/180/1150	65/180/1150	60/180/1150	55/182/1150	55/182/1150						
	4.24		Fork carriage width			b ₃	mm	534 ¹	534 ¹	534	534	534	780	780							
	4.25		Overall fork width			b ₅	mm	560	560	560	560	560	560								
	4.32		Ground clearance, centre of wheel base			m ₂	mm	30	30	30	25	30	30								
	4.34		Aisle width for pallets 800 x 1200 lengthways			A _{st}	mm	2247 (2105) ²	2263 (2125) ²	2263 (2125) ²	2308 (2182) ²	2378 ³ (2235) ²	2423 ³ (2292) ²	2397 (2252) ²	2416 (2276) ²	2398 ^{3,5} (2270) ²	2418 ^{3,5} (2294) ²				
	4.35		Turning radius			W _a	mm	1418	1418	1418	1629 ⁴	1573 ^{1,2,4}	1511 ^{3,4,5}								
	5.1		Travel speed	laden/unladen		km/h	6.0/6.0	6.0/6.0	6.0/6.0	6.0/6.0	6.0/6.0	6.0/6.0	6.0/6.0								
Performance data	5.1.1		Travel speed, backwards	laden/unladen		km/h	6.0/6.0	6.0/6.0	6.0/6.0	6.0/6.0	6.0/6.0	6.0/6.0									
	5.2		Lift speed	laden/unladen		m/s	0.12/0.16	0.11/0.23	0.11/0.23	0.11/0.20	0.15/0.30	0.15/0.26	0.15/0.26	0.15/0.30	0.15/0.26	0.15/0.26	0.14/0.25				
	5.3		Lowering speed	laden/unladen		m/s	0.23/0.23	0.30/0.28	0.31/0.25	0.40/0.30	0.29/0.31	0.29/0.31	0.40/0.30	0.29/0.31	0.29/0.31	0.34/0.26	0.34/0.19	0.29/0.19	0.34/0.26	0.34/0.19	0.29/0.19
	5.8		Max. gradeability kB 5	laden/unladen		%	5/10	5/10	5/10	5/10	7/15	7/15	7/15								
	5.9		Acceleration time over 10 m	laden/unladen		m/s	8.0/7.0	8.0/7.0	8.0/7.0	8.3/7.0	8.4/7.5	8.0/7.0	8.0/7.0								
	5.10		Service brake			Electromagnetic		Electromagnetic		Electromagnetic		Electromagnetic		Electromagnetic							
Electric engine	6.1		Drive motor rating S2 = 60 min			kW	1.2	1.2	1.2	1.2	1.2	1.2									
	6.2		Lift motor rating S3 = 15%			kW	2.2/5%	1.5/7%	3.2/10%	3.2/10%	3.2/10%	3.2/10%									
	6.3		Battery according to DIN 43531/35/36 A, B, C, no			No	No	No	No	No	No	DIN 43535 B - No ⁷	No								
	6.4		Battery voltage/Rated capacity K _s			V/Ah	24/150-200	24/150-200	24/150-200	24/150-200	24/165-225	24/165-225	24/250 - 24/315 ⁷	24/225 - 24/315 ⁸							
	6.5		Battery weight ±5% (depends on make)			kg	195	195	195	195	200	200	212 - 263 ⁷	200 - 249 ⁸							
	6.6		Energy consumption according to VDI cycle			kWh/h	0.72	0.75	1.00	1.00	1.00	1.00	1.14	1.14							
Misc.	8.1		Drive control			AC control	AC control	AC control	AC control	AC control	AC control	AC control	AC control								
	8.4		Sound pressure level at driver's ear			dB (A)	65	65	65	65	65	67	67								

- ¹ With fork width s = 60 mm for pallet cage l₂ + 44 mm (measure x - 44 mm) for single mast + 35 mm (measure x - 35 mm) for tele and NiHo mast; b₃ = 710 mm
- ² According to VDI 2198 (VDI 3597)
- ³ Initial lift raised; with initial lift lowered: EXV 12i (measure x + y + 71 mm); EXV 14i C (measure x + 80 mm)
- ⁴ Initial lift raised; with initial lift lowered: EXV 12i W_a + 67 mm; EXV 14i C + 75 mm
- ⁵ With tray 66: + 45 mm
- ⁶ With fork length 1150 mm; with fork length 950: - 200 mm
- ⁷ With tray 65 (lateral battery change)
- ⁸ With tray 66



EXV 10 - EXV 14 C High Lift Pallet Truck Mast Tables

EXV 10 - EXV 12i			Single				Tele			
			EXV 10 Basic				EXV 10 - EXV 12 - EXV 12i			
Height	h ₁	mm	1940	2390	1490	1690	1940	2140	2390	2590
Mast height with used initial lift	h ₁ '	mm	1940	2390	1565	1765	2015	2215	2465	2665
Free lift	h ₂	mm	1462	1912	150	150	150	150	150	150
Lift	h ₃	mm	1462	1912	2024	2424	2924	3324	3824	4224
Height, mast extended	h ₄	mm	-	-	2502	2902	3402	3802	4302	4702

EXV 10 - EXV 12i			NiHo						Triplex	
			EXV 10 - EXV 12 - EXV 12i						EXV 12 - EXV 12i	
Height	h ₁	mm	1490	1690	1940	2140	2390	2590	1690	1940
Mast height with used initial lift	h ₁ '	mm	1490	1690	1940	2140	2390	2590	1690	1940
Free lift	h ₂	mm	1012	1212	1462	1662	1912	2112	1212	1462
Lift	h ₃	mm	2024	2424	2924	3324	3824	4224	3636	4386
Height, mast extended	h ₄	mm	2502	2902	3402	3802	4302	4702	4118	4868

EXV 14 C - EXV 14i C			Tele							
			EXV 14 C - EXV 14i C							
Height	h ₁	mm	1415	1665	1915	2115	2365	2565	2815	
Mast height with used initial lift	h ₁ '	mm	1490	1740	1990	2190	2440	2640	2890	
Free lift	h ₂	mm	150	150	150	150	150	150	150	
Lift	h ₃	mm	1844	2344	2844	3244	3744	4144	4644	
Height, mast extended	h ₄	mm	2364	2864	3364	3764	4264	4664	5164	

EXV 14 C - EXV 14i C			NiHo						Triplex			
			EXV 14 C - EXV 14i C									
Height	h ₁	mm	1415	1665	1915	2115	2365	2565	1665	1915	2065	2265
Mast height with used initial lift	h ₁ '	mm	1415	1665	1915	2115	2365	2565	1665	1915	2065	2265
Free lift	h ₂	mm	895	1145	1395	1595	1845	2045	1145	1395	1545	1745
Lift	h ₃	mm	1844	2344	2844	3244	3744	4144	3516	4266	4716	5316
Height, mast extended	h ₄	mm	2364	2864	3364	3764	4264	4664	4036	4786	5236	5836

h₄: With load backrest +404 mm
 Tele: Duplex
 NiHo: High stacking under low roof



EXV 10 - EXV 14 C High Lift Pallet Truck
Power meets innovation



EXV 10 - EXV 14 C High Lift Pallet Truck
Detailed Photos



Tangibly better: control elements can be easily differentiated by their tactile characteristics



Best suited to ramps: initial lift helps the EXV drive up ramps with ease



Optional initial lift gives greater ground clearance on uneven floors



Easy threading into the pallets: fast and precise operation thanks to rounded forks



Hands free: practical storage compartments and a writing pad with built-in clipboard



Unauthorised access not possible: Access authorisation by key, PIN code, chip or card



EXV 10 - EXV 14 C High Lift Pallet Truck

Power meets innovation

Optimum utilisation of storage area: high storage compaction due to high residual load capacity

Always safe with OPTISPEED: Travel speed adapts to tiller angle

Impressive reloading of pallets: fast operation due to compact dimensions



Everything you need to know about EXV pallet stackers fitted with unique OPTISPEED tillers. The speed of this manually guided warehouse assistant is automatically modified depending on the distance between the operator and the truck. The control elements of the tiller are not only equally suited to left and right-handed operators, but the operator does not even have to look during operation: all of the push buttons can be easily differentiated from each other without looking due to their tactile characteristics. They also can be reached comfortably with one hand without grasping.

And as if that wasn't enough: the truck is particularly impressive on ramps due to its stability and automatic stopping capability whenever the tiller is released. Sophisticated lower damping which smoothly slows down the lowering speed shortly before floor contact, protects goods during the storage processes. The EXV makes it possible for goods to be more densely packed in storage and easily removed than ever before. Its high residual load capacity and extraordinary mobility make this compact pallet truck unbeatable when it comes to moving a large quantities of goods quickly and safely in confined spaces using a manual device – regardless of being moved around the pre-storage area or placed onto shelving.

Extensive Equipment

Power

- Optimum utilisation of storage area: high storage compaction due to high residual load capacity
- Powerful, reliable and low-maintenance AC drive motor
- Impressive reloading of pallets due to excellent battery capacity

Precision

- Compact and mobile: gets to work effortlessly in confined spaces and narrow aisles
- Two drive programs for extreme accuracy – ECO and BOOST
- Protection of the transported goods due to lower damping and precise lifting and lowering steering
- Fast and precise operation thanks to rounded forks for easy threading into the pallets

Ergonomics

- Non-fatiguing operation thanks to ergonomically optimised control elements, which are suitable for both left and right-handed operators
- Fast operation, without needing to look at the buttons: buttons can be clearly differentiated by their tactile characteristics

Compactness

- Impressive reloading of pallets: fast operation due to compact dimensions
- Extremely mobile due to short and narrow design

Safety

- Always safe out and about due to tiller angle-dependent speed: speed is automatically modified depending on the distance between the operator and the truck (not possible with EXV Basic)
- Safe operation in every situation due to perfectly positioned and sensitive impact plate
- Always the best view of the load and prongs thanks to wide mast
- Excellent driver safety due to automatic braking when tiller is released
- Safe operation even in confined spaces: curved tiller shape protects the driver from getting trapped in front
- Automatic stability even on ramps: accidental roll-back is prevented

Environmental Responsibility

- Energy efficient due to energy recovery when braking

EXV 10 - EXV 14 C High Lift Pallet Truck Equipment Variants



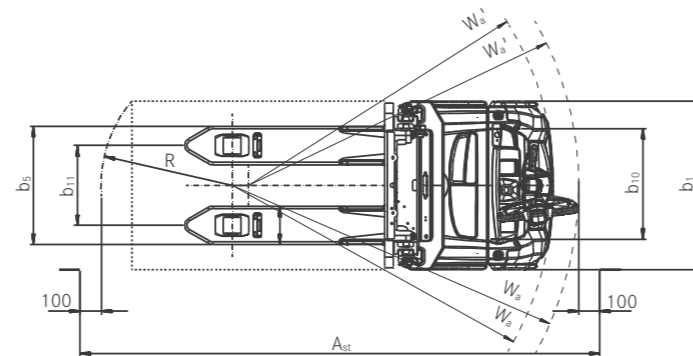
	EXV 10 Basic	EXV 10	EXV 12	EXV 12i	EXV 14 C	EXV 14i C
General	Integrated storage facilities	●	●	●	●	●
	Easy-grip tiller for left and right-handed operators	●	●	●	●	●
	Two-stage selector switch for high-precision lifting and lowering	●	●	●	●	●
	Various fork lengths	○	○	○	○	○
	Cold storage version	○	○	○	○	○
	Proportional valve technology for sensitive movements	—	●	●	●	●
Mast	Single mast	●	—	—	—	—
	Tele mast	—	○	○	○	○
	NiHo mast	—	○	○	○	○
	Triplex mast	—	—	○	○	○
	Lift unit protective grille	●	●	●	●	●
	Protective mast screen made from polycarbonate	—	○	○	○	○
	Load capacity display	—	○	○	○	○
	Initial lift	—	—	—	●	—
	—	—	—	—	—	●
Wheels	Drive wheel tyres, polyurethane	●	●	●	●	●
	Drive wheel tyres, polyurethane, profiled	—	○	○	○	○
	Drive wheel tyres, solid rubber	—	○	○	○	○
	Drive wheel tyres, solid rubber, profiled	—	○	○	○	○
	Drive wheel tyres, solid rubber, natural-coloured	—	○	○	○	○
	Drive wheel tyres, solid rubber, natural-coloured, profiled	—	○	○	○	○
	Load roller tyres, polyurethane, single	●	●	●	●	●
	Load roller tyres, polyurethane, tandem	—	○	○	○	○
	Fully enclosed components which are impervious to dirt and dust	●	●	●	●	●
Safety	FleetManager: Access authorisation	○	○	○	○	○
	FleetManager: Shock detection	○	○	○	○	○
	FleetManager: Reports	○	○	○	○	○
	OPTISPEED tiller steering	—	○	●	●	●
	PIN code access	○	○	○	○	○
	Foot guard	○	○	○	○	○
Battery system	Load backrest	○	○	○	○	○
	Battery changing from the side with roller track	—	—	—	—	○
	Battery changing using crane	●	●	●	●	●
	Battery compartment for 150 Ah to 200 Ah batteries	●	●	●	—	—
	Battery compartment for 225 Ah to 235 Ah batteries	—	—	—	●	—
	Battery compartment for 200 Ah to 250 Ah batteries	—	—	—	—	●
	Battery compartment for 240 Ah to 315 Ah batteries	—	—	—	—	—
Battery compartment for 240 Ah to 315 Ah batteries, for lateral battery change	—	—	—	—	○	

● Standard ○ Optional — Not available

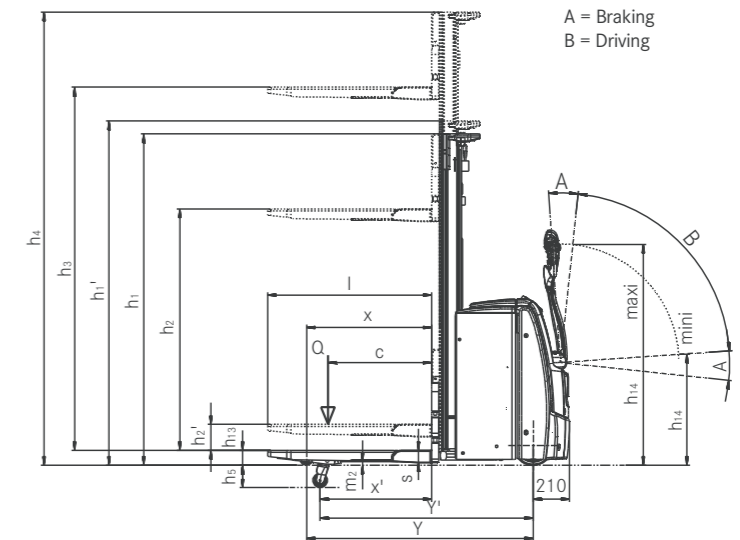


Distinguishing marks	1.1		Manufacturer	STILL	STILL	STILL	STILL	STILL	STILL			
	1.2		Manufacturer's type designation	EXV 14	EXV 14i	EXV 16	EXV 16i	EXV 20	EXV 20i			
Weights	1.3		Drive	Electric	Electric	Electric	Electric	Electric	Electric			
	1.4		Operator type	Pedestrian	Pedestrian	Pedestrian	Pedestrian	Pedestrian	Pedestrian			
	1.5		Rated capacity/rated load	Q	kg	1400	1400 (2000) ¹	1400 (2000) ¹	2000	2000		
	1.6		Load centre distance	c	mm	600	600	600	600	600		
	1.8		Load distance, centre of drive axle to fork	x	mm	724 ²	724 ² /646 ^{2,3}	724 ²	724 ²	724 ² /646 ^{2,3}		
	1.9		Wheel base	y	mm	1311 ⁴	1311 ⁴ /1233 ^{3,4}	1311 ⁴	1311 ⁴ /1233 ^{3,4}	1425	1425/1347 ³	
	2.1		Service weight (incl. battery)		kg	1085	1075	1085	1075	1670	1610 ⁵	
	2.2		Axle loading, laden	drive end/load end	kg	926/1559	933/1542	945/1740	940/1735	1295/2375	1209/2401 ⁵	
	2.3		Axle loading, unladen	drive end/load end	kg	715/370	710/365	715/370	710/365	1122/548	1112/498 ⁵	
Tyres/chassis	3.1		Tyres			Polyurethane	Polyurethane	Polyurethane	Polyurethane	Polyurethane		
	3.2		Tyre size	drive end	mm	∅ 230 x 90	∅ 230 x 90	∅ 230 x 90	∅ 230 x 90	∅ 230 x 90		
	3.3		Tyre size	load end	mm	∅ 85 x 85 (∅ 85 x 60) ⁶	∅ 85 x 85 (∅ 85 x 60) ⁶	∅ 85 x 85 (∅ 85 x 60) ⁶	∅ 85 x 85 (∅ 85 x 60) ⁶	∅ 85 x 85 (∅ 85 x 60) ⁶		
	3.4		Support castor size		mm	∅ 150 x 50	∅ 150 x 50	∅ 150 x 50	∅ 150 x 50	∅ 150 x 50		
	3.5		Number of wheels (x = driven)	drive end/load end		1x + 1/2 (1x + 1/4) ⁶	1x + 1/2 (1x + 1/4) ⁶	1x + 1/2 (1x + 1/4) ⁶	1x + 1/2 (1x + 1/4) ⁶	1x + 1/2 (1x + 1/4) ⁶		
	3.6		Tread	drive end	b ₁₀	mm	534	534	534	534	534	
	3.7		Tread	load end	b ₁₁	mm	380	380	380	370	370	
Dimensions	4.2		Height	mast lowered	h ₁	mm		See mast table	See mast table	See mast table		
	4.3		Free lift		h ₂	mm		See mast table	See mast table	See mast table		
	4.4		Lift		h ₃	mm		See mast table	See mast table	See mast table		
	4.5		Height	mast extended	h ₄	mm		See mast table	See mast table	See mast table		
	4.6		Initial lift		h ₅	mm		130	130	130		
	4.9		Height drawbar in driving position	min./max.	h ₁₄	mm	865/1265	865/1265	865/1265	865/1265	865/1265	
	4.15		Fork height, lowered		h ₁₃	mm	86	86	86	86	86	
	4.19		Overall length		l ₁	mm	1950 ^{2,4}	1950 ^{2,4}	1950 ^{2,4}	2065 ²	2065 ²	
	4.20		Length to face of forks		l ₂	mm	800 ^{2,4}	800 ^{2,4}	800 ^{2,4}	915 ²	915 ²	
	4.21		Overall width		b ₁	mm	800	800	800	810	810	
	4.22		Fork dimensions		s/e/l	mm	55 ⁸ /182/1150	55 ⁸ /182/1150	55 ⁸ /182/1150	55 ⁸ /182/1150	73/210/1150	73/210/1150
	4.24		Fork carriage width		b ₃	mm	780	780	780	780	780	
	4.25		Distance between fork arms		b ₅	mm	560/680	560/680	560/680	580/680	580/680	
	4.26		Width between wheel arms		b ₄	mm	255/375	255/375	255/375	230/330	230/330	
	4.32		Ground clearance, centre of wheel base		m ₂	mm	30	20/150 ³	30	20/150 ³	20	20/150 ³
4.34		Working aisle width for pallet 800 x 1200 lengthways		A _{st}	mm	2348 ⁴ /2465 ^{4,7}	2333 ^{3,4} /2448 ^{3,4,7}	2348 ⁴ /2465 ^{4,7}	2333 ^{3,4} /2448 ^{3,4,7}	2464/2579 ⁷	2447 ³ /2562 ^{3,7}	
4.35		Turning radius		W _a	mm	1526 ⁴ /1643 ^{4,7}	1450 ^{3,4} /1565 ^{3,4,7}	1526 ⁴ /1643 ^{4,7}	1450 ^{3,4} /1565 ^{3,4,7}	1640 ⁵ /1757 ^{5,7}	1564 ³ /1679 ^{3,7}	
Performance	5.1		Travel speed	laden/unladen	km/h	6.0/6.0	6.0/6.0	6.0/6.0	6.0/6.0	6.0/6.0		
	5.2		Lift speed	laden/unladen	m/s	0.16/0.30	0.16/0.30	0.16/0.30	0.15/0.30	0.15/0.30		
	5.3		Lowering speed	laden/unladen	m/s	0.38/0.35	0.38/0.35	0.38/0.35	0.31/0.31	0.31/0.31		
	5.8		Max. gradeability kB 5	laden/unladen	%	9.2 ⁹ /9.2 ⁹	10.0/22.0	9.2 ⁹ /9.2 ⁹	10.0/22.0	5.6 ⁹ /5.6 ⁹	8.0/23.0	
	5.10		Service brake				Electromagnetic	Electromagnetic	Electromagnetic	Electromagnetic	Electromagnetic	
Electric engine	6.1		Drive motor, rating S2 = 60 min		kW	2.3	2.3	2.3	2.3	2.3		
	6.2		Lift motor, rating at S3 15%		kW	3.2	3.2	3.2	3.2	3.2		
	6.3		Battery according to DIN 43531/35/36 A, B, C, no				2 PzS	2 PzS	2 PzS	3 PzS	3 PzS	
	6.4		Battery voltage/rated capacity K _s		V/Ah	24/230	24/230	24/230	24/345	24/345		
	6.5		Battery weight ±5% (depends on make)		kg	212	212	212	288	288		
	6.6		Energy consumption according to VDI cycle		kWh/h	1.14	1.24	1.15	1.25	1.44	1.57	
Other	8.1		Drive control			AC control	AC control	AC control	AC control	AC control		
	8.4		Sound pressure level at driver's ear		dB (A)	≤ 66	≤ 66	≤ 66	≤ 66	≤ 66		

¹ Load capacity on initial lift
² With Tele or NiHo mast (x -26 mm; l₁ and l₂ +26 mm with Triplex mast)
³ Wheel arms raised
⁴ +75 mm with 3 PzS and +150 mm with 4 PzS
⁵ With Triplex mast 4,476 mm and battery weight 302 kg
⁶ With tandem rollers
⁷ Values with creep speed drawbar
⁸ Preferred while using a pallet cage; a carriage with forks thickness s = 71 mm is also available
⁹ With sharp-edged ramp break-over angle



Top view



Side view

EXV 14 - EXV 20 High Lift Pallet Truck Mast Tables

				Tele						
				EXV 14 - EXV 14i - EXV 16 - EXV 16i						
EXV 14 - EXV 14i - EXV 16 - EXV 16i	Height	h_1	mm	1415 ³	1665 ³	1915	2115	2365	2565	2815
	Mast height with used initial lift	h_1^1	mm	1490	1740	1990	2190	2440	2640	2890
	Free lift	h_2	mm	-	-	-	-	-	-	-
	Free lift ¹	h_2	mm	150	150	150	150	150	150	150
	Lift	h_3	mm	1844	2344	2844	3244	3744	4144	4644
	Height, mast extended ²	h_4	mm	2364	2864	3364	3764	4264	4664	5164

				NiHo					Triplex					
				EXV 14 - EXV 14i - EXV 16 - EXV 16i										
EXV 14 - EXV 14i - EXV 16 - EXV 16i	Height	h_1	mm	1415 ³	1665 ³	1915	2115	2365	2565	1665 ³	1915	2065	2265	2315
	Mast height with used initial lift	h_1^1	mm	-	-	-	-	-	-	-	-	-	-	-
	Free lift	h_2	mm	895	1145	1395	1595	1845	2045	1145	1395	1545	1745	1795
	Free lift ¹	h_2	mm	-	-	-	-	-	-	-	-	-	-	-
	Lift	h_3	mm	1844	2344	2844	3244	3744	4144	3516	4266	4716	5316	5466
	Height, mast extended ²	h_4	mm	2364	2864	3364	3764	4264	4664	4036	4786	5236	5836	5986

¹ With increased mast height h_1^1

² + 566 mm with load backrest (height above the forks 1000 mm)

³ Mast not available with battery tray 2 PzS SV and 3 PzS SV (replacement using crane)

				Tele			NiHo			Triplex		
				EXV 20 - EXV 20i								
EXV 20 - EXV 20i	Height	h_1	mm	1915	2115	2365	1915	2115	2365	1665	1915	2065
	Mast height with used initial lift	h_1^1	mm	1990	2190	2440	-	-	-	-	-	-
	Free lift	h_2	mm	-	-	-	1315	1515	1765	1065	1315	1465
	Free lift ¹	h_2	mm	150	150	150	-	-	-	-	-	-
	Lift	h_3	mm	2684	3084	3584	2684	3084	3584	3276	4026	4476
	Height, mast extended ²	h_4	mm	3284	3684	4184	3284	3684	4184	3876	4626	5076

¹ With increased mast height h_1^1

² + 486 mm with load backrest (height above the forks 1000 mm)

Tele: Duplex

NiHo: High stacking under low roof



EXV 14 - EXV 20 High Lift Pallet Truck Detailed Photos



Safety in production: depending on tiller angle, speed is automatically adapted to the distance between the operator and the truck



High availability: compact, robust frame design ensures durability




Everything in view, all the time: colour display with a range of language-independent symbols shows you all of the important functions at a glance



Precise in all situations: creep speed also makes it possible to manoeuvre in the most confined of spaces



STILL free view mast always ensures the best view of the tips of the forks



Optional initial lift gives more ground clearance on uneven floors

EXV 14 - EXV 20 High Lift Pallet Truck

Power meets innovation

Optimum utilisation of storage area: high storage compaction due to very high residual load capacity

Everything in view, all the time: colour display with a range of language-independent symbols shows you all of the important functions at a glance

Always available: battery capacities of up to 375 Ah enable long periods of operation



Stronger and more intelligent than the rest – that’s the STILL EXV 14-20 high lift pallet truck. Two of its stand-out features are its huge residual load capacity and its smart colour display. The latter provides the operator with basic information, the truck status or the battery’s state of charge at a glance at all times, and different language-independent symbols provide optimum support in operation. The smart and extremely mobile warehouse organiser moves pallets weighing up to 2,000 kg quickly, safely and reliably. It can achieve unprecedented reloading of pallets thanks to its powerful and low-maintenance motor and its precise control elements, which are suitable for either left- or right-handed operators.

The letters EXV are not, however, just synonymous with quick goods handling, but also with safe goods handling. The optional load capacity display shows what is possible. The curved tiller shape and the sensitive impact plate protect the driver, and the EXV stops automatically when the tiller is released – even on ramps. The OPTISPEED tiller also adjusts the speed of the EXV to the distance from the operator, while the Curve Speed Control system regulates the speed around bends. This high lift pallet truck, which is as strong as it is smart, allows you to always keep your flow of goods safely under control; from transporting loads within the pre-storage area to operating the shelving system.

Extensive Equipment

Power

- Optimal utilisation of storage space: high storage compaction due to very high residual load capacity
- High reloading performance: powerful, reliable and low-maintenance electrical drive and steering motor
- The right driving programme for all situations: Select maximum turnaround or maximum efficiency: ECO, BOOST or Blue-Q
- Performance boost in production: very high lift and sink speeds
- Brings power to the floor effectively: new chassis ensures optimum traction at all times

Precision

- Fatigue-free operation: precise and intuitive electrical steering unit
- Precise operation even in the most confined spaces: sensitive proportional valve control and optional creep speed function
- Best views for precise operation: free view mast and centrally mounted tiller ensure clear view of the tips of the forks
- Reliable, even in narrow spaces: compact dimensions and high manoeuvrability

Ergonomics

- Ergonomic and intuitive operation: driving, lifting and steering processes can be simultaneously controlled by left- or right-handed operators using just one hand
- Battery changing made easy: optional lateral battery change for even greater availability

- Easing of workload: easy to operate, ergonomically shaped STILL tiller head

Compactness

- Impressive reloading of pallets: compact size allows for quick and safe operation
- Additional storage space for goods: copes with narrow aisles thanks to its compact dimensions and high manoeuvrability

Safety

- Safety in production: OPTISPEED tiller adapts speed automatically depending on distance between the operator and the truck
- Safety in mind: optional load capacity display shows the operator the current mast height and associated residual load capacity at all times
- Safe around corners: Curve Speed Control automatically adapts the speed when cornering to the steering angle

Environmental Responsibility

- Blue-Q efficiency mode allows energy savings of up to 7 per cent at the press of a button with no loss of performance
- Very few noise emissions due to extremely quiet drive and lifting motor
- Over 95 percent of all materials used are recyclable
- ECO driving programme: maximum energy efficiency at the touch of a button

EXV 14 - EXV 20 High Lift Pallet Truck Equipment Variants



	EXV 14	EXV 14i	EXV 16	EXV 16i	EXV 20	EXV 20i
General	Display and operating unit with colour display for selection of driving programme	●	●	●	●	●
	Integrated storage facilities	●	●	●	●	●
	Two-tonne load capacity with initial lift when mast is not used	—	●	—	●	—
	Easy-grip tiller for left and right-handed operators	●	●	●	●	●
	Two-stage setting option for high-precision lifting and lowering	●	●	●	●	●
	New Blue-Q energy-saving system	●	●	●	●	●
	Various non-deflecting fork lengths	○	○	○	○	●
	Various fork lengths for pallet cage	●	●	●	●	—
	Accessory bar	○	○	○	○	○
	Electric preparation for data terminal	○	○	○	○	○
	Cold storage version	○	○	○	○	○
	High-performance rotary driving motor has very low maintenance costs	●	●	●	●	●
	Electrical steering unit: AC steering motor for exceptionally fatigue-free operation	●	●	●	●	●
	Proportional valve technology for high-precision movements	●	●	●	●	●
Mast	Duplex mast	○	○	○	○	○
	NiHo mast	○	○	○	○	○
	Triplex mast	○	○	○	○	○
	Mast protective grille	●	●	●	●	●
	Protective mast screen made from polycarbonate	○	○	○	○	○
	Load capacity display	○	○	○	○	○
	Initial lift	—	●	—	●	—
	Automatic lowering of initial lift at 1,500 mm mast height	—	○	—	○	—
Wheels	Drive wheel tyres, polyurethane	●	●	●	●	●
	Drive wheel tyres, polyurethane, profiled	○	○	○	○	○
	Drive wheel tyres, solid rubber	○	○	○	○	○
	Drive wheel tyres, solid rubber, profiled	○	○	○	○	○
	Drive wheel tyres, polyurethane (75 Shore) for better traction	○	○	○	○	○
	Drive wheel tyres, solid rubber, natural-coloured	○	○	○	○	○
	Load roller tyres, polyurethane, single	○	○	○	○	○
	Load roller tyres, polyurethane, tandem	●	●	●	●	●
	Fully enclosed components which are impervious to dirt and dust	●	●	●	●	●
	Stabilising wheel, single	●	●	●	●	—
Stabilising wheel, double	○	○	○	○	●	
Safety	FleetManager: Access authorisation	○	○	○	○	○
	FleetManager: Shock detection	○	○	○	○	○
	FleetManager: Reports	○	○	○	○	○
	OPTISPEED speed: reduction when driving around corners	●	●	●	●	●
	OPTISPEED tiller: maximum driving speed controlled by the tiller angle	●	●	●	●	●
	Vertical tiller creep speed button with lift/lowering	○	○	○	○	○
	Access authorisation with STILL key	●	●	●	●	●
Battery system	PIN code access	○	○	○	○	○
	Load backrest	○	○	○	○	○
	For battery up to 250 Ah for battery replacement using crane	●	●	●	●	●
	For battery up to 375 Ah for battery replacement using crane	○	○	○	○	○
For battery up to 375 Ah for battery replacement using roller track and changing frame	○	○	○	○	—	
Built-in charger for battery replacement using crane	○	○	○	○	○	

● Standard ○ Optional — Not available



STILL Materials Handling Ltd
Aston Way
Leyland Preston
PR26 7UX
Tel.: +44 (0)845 603 6827
Fax: +44 (0)1772 454668

STILL Materials Handling Ltd
19 Hennock Road
Marsh Barton Trading Estate
Exeter
EX2 8RU
Tel.: +44 (0)1392 435151
Fax: +44 (0)1392 824328
info@still.co.uk
For further information please visit:
www.still.co.uk



STILL is certified in the following areas: Quality management, occupational safety, environmental protection and energy management.

